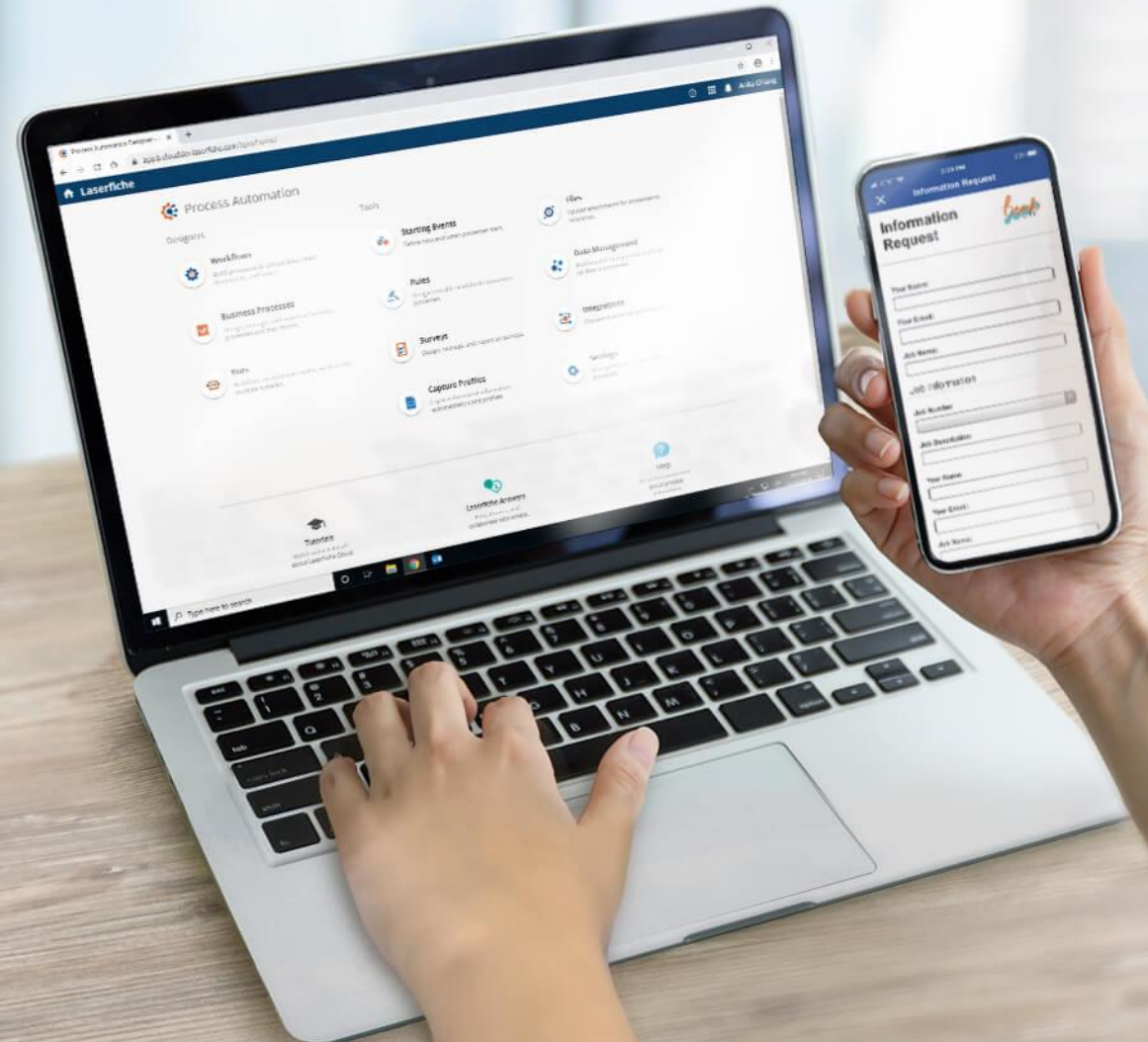


Automated Data entry for **Laserfiche**[®]

IRIS
Experts in Data Capture

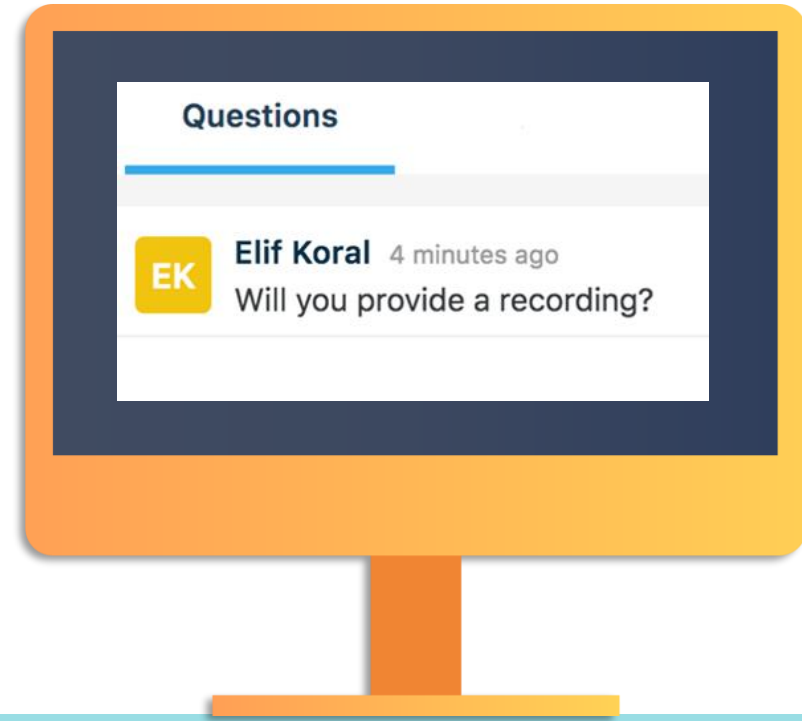
Bart Balleger
Director Business Development
IRIS P&T

Sam Trausneck
Senior Consultant
IRIS P&T



WELCOME

Ask your Questions



irisdatacapture.com/webinars/

Agenda

1. Datacapture & Laserfiche
2. The added value of IRIS Datacapture
3. Live Demonstration
4. Q & A



Datacapture for Laserfiche

Laserfiche®

Form W-4 (2019)

Future developments. For the latest information about any future developments related to Form W-4, such as legislation enacted after it was published, go to www.irs.gov/FormW4.

Purpose. Complete Form W-4 so that your employer can withhold the correct federal income tax from your pay. Consider completing a new Form W-4 each year and when your personal or financial situation changes.

Exemption from withholding. You may claim exemption from withholding for 2019 if both of the following apply:

- For 2018 you had a right to a refund of all federal income tax withheld because you had no tax liability, and

- For 2019 you expect a refund of all federal income tax withheld because you expect to have no tax liability.

If you're exempt, complete only lines 1, 2, 3, 4, and 7 and sign the form to validate it. Your exemption for 2019 expires February 17, 2020. See Pub. 505, Tax Withholding and Estimated Tax, to learn more about whether you qualify for exemption from withholding.

General Instructions

If you aren't exempt, follow the rest of these instructions to determine the number of withholding allowances you should claim for withholding for 2019 and any additional amount of tax to have withheld. For regular wages, withholding must be based on allowances you claimed and may not be a flat amount or percentage of wages.

You can also use the calculator at www.irs.gov/W4App to determine your tax withholding more accurately. Consider

using this calculator if you have a more complicated tax situation, such as if you have a working spouse, more than one job, or a large amount of nonwage income not subject to withholding outside of your job. After your Form W-4 takes effect, you can also use this calculator to see how the amount of tax you're having withheld compares to your projected total tax for 2019. If you use the calculator, you don't need to complete any of the worksheets for Form W-4.

Note that if you have too much tax withheld, you will receive a refund when you file your tax return. If you have too little tax withheld, you will owe tax when you file your tax return, and you might owe a penalty.

Filers with multiple jobs or working spouses. If you have more than one job at a time, or if you're married filing jointly and your spouse is also working, read all of the instructions including the instructions for the Two-Earners/Multiple Jobs Worksheet before beginning.

Nonwage income. If you have a large amount of nonwage income not subject to withholding, such as interest or dividends, consider making estimated tax payments using Form 1040-ES, Estimated Tax for Individuals. Otherwise, you might owe additional tax. Or, you can use the Deductions, Adjustments, and Additional Income Worksheet on page 3 or the calculator at www.irs.gov/W4App to make sure you have enough tax withheld from your paycheck. If you have pension or annuity income, see Pub. 505 or use the calculator at www.irs.gov/W4App to find out if you should adjust your withholding on Form W-4 or W-4P.

Nonresident alien. If you're a nonresident alien, see Notice 1392, Supplemental Form W-4 Instructions for Nonresident Aliens, before completing this form.

Specific Instructions

Personal Allowances Worksheet

Complete this worksheet on page 3 first to determine the number of withholding allowances to claim.

Line C. Head of household please note: Generally, you may claim head of household filing status on your tax return only if you're unmarried and pay more than 50% of the costs of keeping up a home for yourself and a qualifying individual. See Pub. 501 for more information about filing status.

Line E. Child tax credit. When you file your tax return, you may be eligible to claim a child tax credit for each of your eligible children. To qualify, the child must be under age 17 as of December 31, must be your dependent who lives with you for more than half the year, and must have a valid social security number. To learn more about this credit, see Pub. 972, Child Tax Credit. To reduce the tax withheld from your pay by taking this credit into account, follow the instructions on line E of the worksheet. On the worksheet you will be asked about your total income. For this purpose, total income includes all of your wages and other income, including income earned by a spouse if you are filing a joint return.

Line F. Credit for other dependents. When you file your tax return, you may be eligible to claim a credit for other dependents for whom a child tax credit can't be claimed, such as a qualifying child who doesn't meet the age or social security number requirement for the child tax credit, or a qualifying relative. To learn more about this credit, see Pub. 972. To reduce the tax withheld from your pay by taking this credit into account, follow the instructions on line F of the worksheet. On the worksheet, you will be asked about your total income. For this purpose, total

Identify the right template to use within Laserfiche

** CLASSIFICATION **

Capture the required metadata from the document according the template

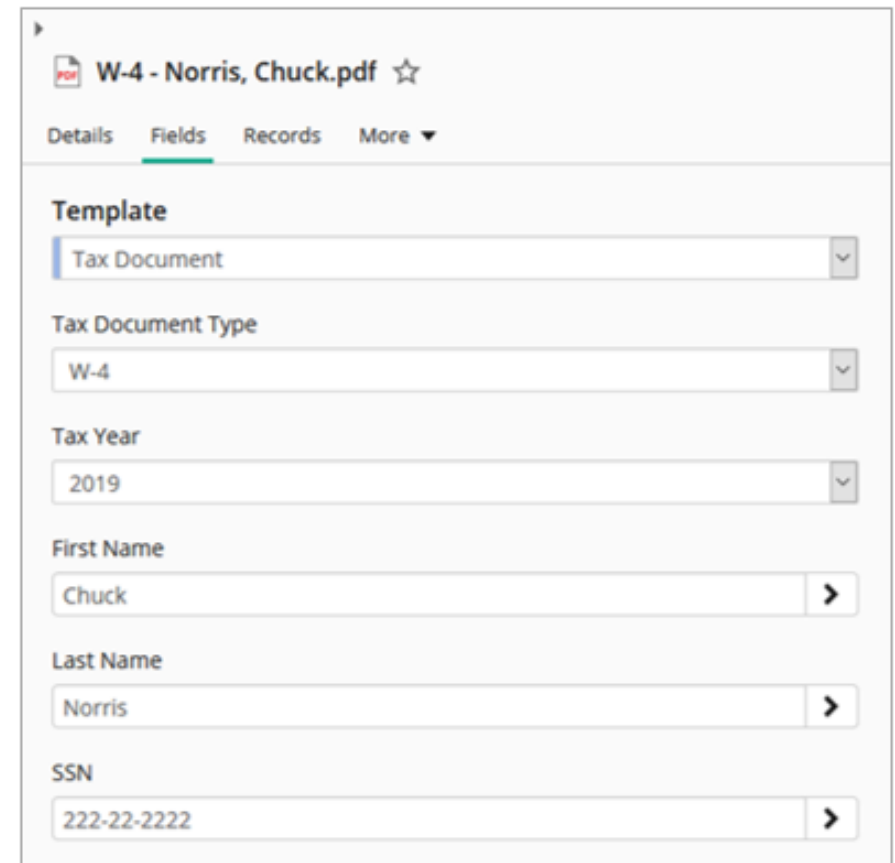
** INDEXATION **

Create a full text searchable compressed PDF

** DOCUMENT CREATION **

Export the document and metadata to the right folder / filename / tag(s) within Laserfiche

** EXPORT **



W-4 - Norris, Chuck.pdf ☆

Details Fields Records More ▾

Template

Tax Document

Tax Document Type

W-4

Tax Year

2019

First Name

Chuck

Last Name

Norris

SSN

222-22-2222

Separate here and give Form W-4 to your employer. Keep the worksheet(s) for your records.

Form W-4 Employee's Withholding Allowance Certificate OMB No. 1545-0074

Department of the Treasury Internal Revenue Service **2019**

► Whether you're entitled to claim a certain number of allowances or exemption from withholding is subject to review by the IRS. Your employer may be required to send a copy of this form to the IRS.

1 Your first name and middle initial **Chuck Norris** 2 Your social security number **222-22-2222**

3 Single Married Married, but withold at higher Single rate. Note: If married filing separately, check "Married, but withold at higher Single rate."

4 If your last name differs from that shown on your social security card, check here. You must call 800-772-1213 for a replacement card. ►

5 Total number of allowances you're claiming (from the applicable worksheet on the following pages) **5**

6 Additional amount, if any, you want withheld from each paycheck **0 \$**

7 I claim exemption from withholding for 2019, and I certify that I meet both of the following conditions for exemption.

- Last year I had a right to a refund of all federal income tax withheld because I had no tax liability, and
- This year I expect a refund of all federal income tax withheld because I expect to have no tax liability.

If you meet both conditions, write "Exempt" here **7**

Under penalties of perjury, I declare that I have examined this certificate and, to the best of my knowledge and belief, it is true, correct, and complete.

Employee's signature (This form is not valid unless you sign it.)

Date

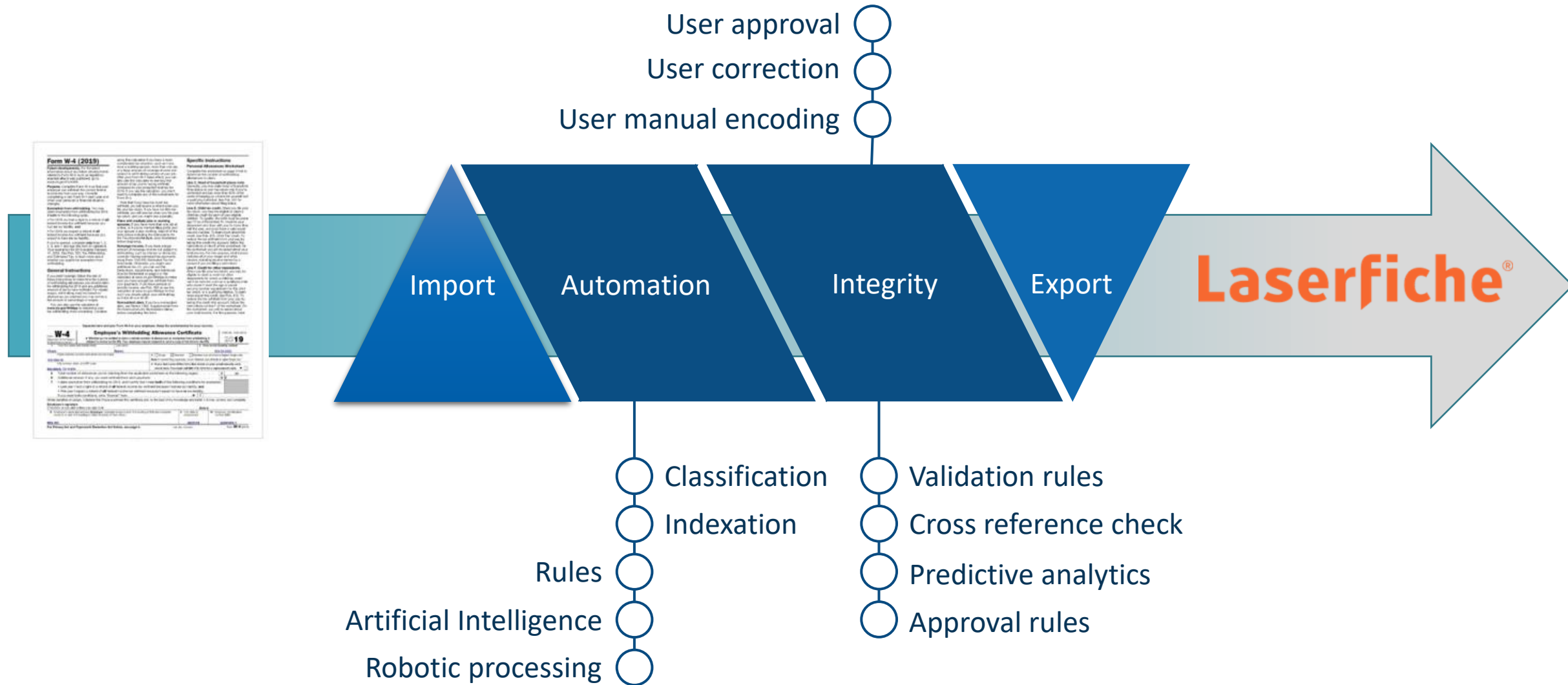
8 Employee's name and address Employer: Complete boxes 8 and 10 if sending to IRS and complete boxes 8, 9, and 10 if sending to State Director of New York.

9 Part date of employment **05/01/19**

10 Employer identification number (EIN) **55555555-1**

IRS/INC For Privacy Act and Paperwork Reduction Act Notice, see page 4. Cat. No. 10220C Form W-4 (2018)

Datacapture for Laserfiche



Datacapture for Laserfiche



Laserfiche®

Which documents?	How?	Solutions
Structured	Reference Data	IDR – SDK Integration
Semi-Structured	Barcodes	IRIS Powerscan – Client Integration
Unstructured	Document Structure	IRIS Xtract – Server Platform
	Data Structure	
	Fixed Text	
	Rule Based	
	Artificial Intelligence	
	Learning Mechanisms	

W-4 - Norris, Chuck.pdf ☆

Details Fields Records More ▾

Template

Tax Document ▾

Tax Document Type

W-4 ▾

Tax Year

2019 ▾

First Name

Chuck >

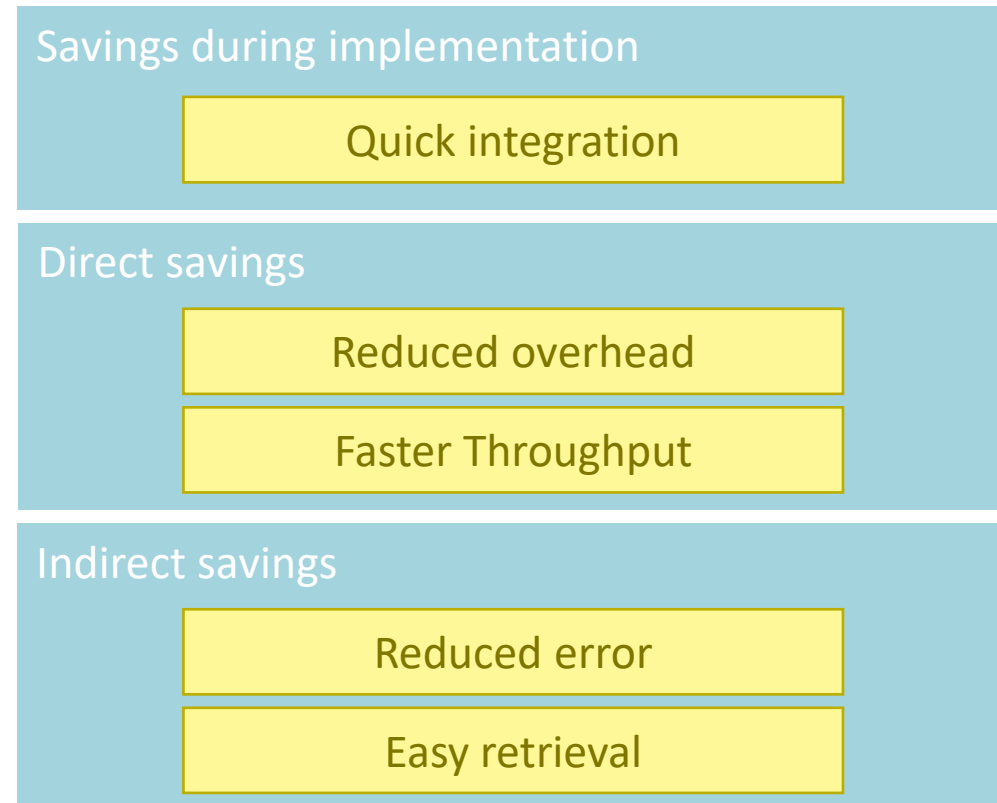
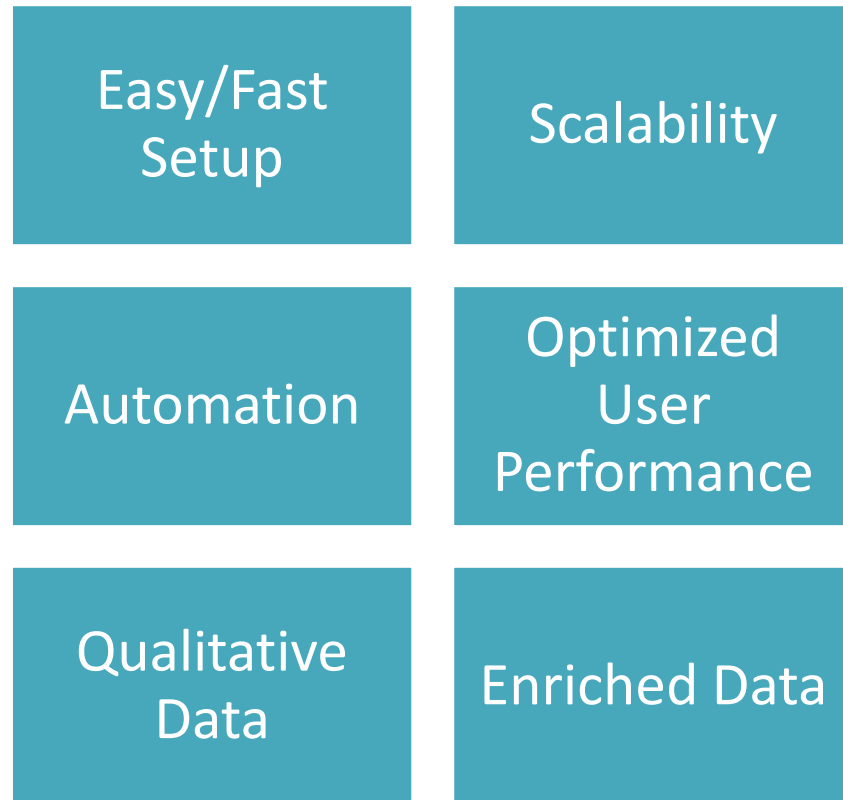
Last Name

Norris >

SSN

222-22-2222 >

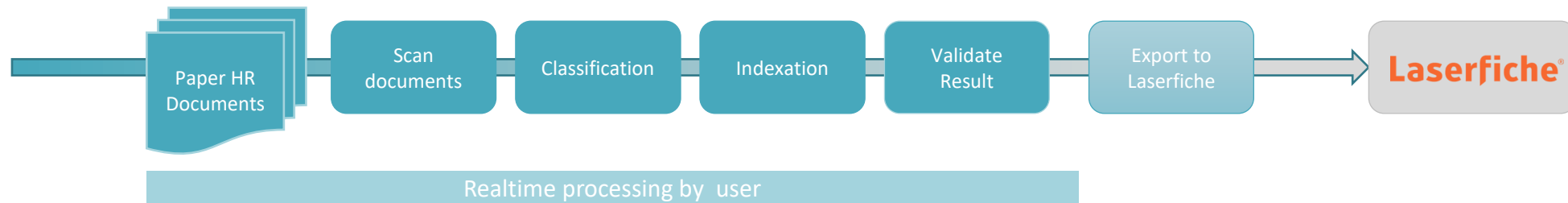
The added value of IRIS Datacapture



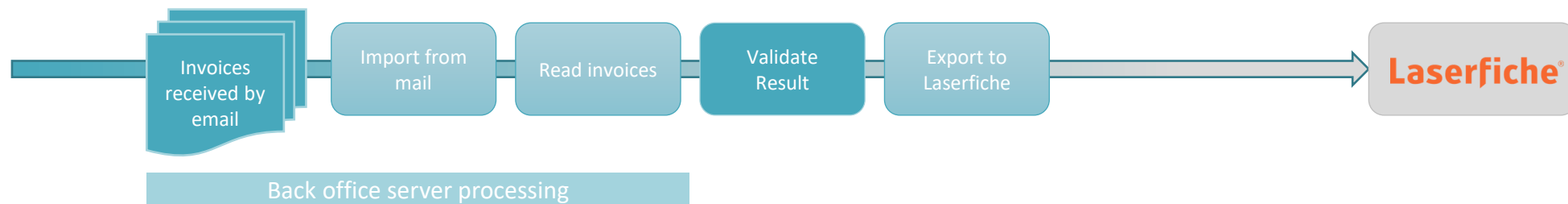
Laserfiche®

Demo

Scenario 1: HR Documents with IRIS Powerscan



Scenario 2: Invoice processing with IRIS Xtract



Questions ?





Thank you!

irisdatacapture.com/webinars/

Thursday, June 10th @ 1pm GMT (3pm CET;
9am EST)

IRIS Solutions for anonymizing data and privacy protection

Speaker(s): **Olivier Deschuyteneer**

[REGISTER NOW](#)

Anonymizing data in order to protect our privacy is becoming increasingly important in nowadays business world. The GDPR compliance rules have to be respected, in order to insure the protection and the consistent free flow of personal data. Especially when it comes to the recruitment processes **anonymizing data can be used to hide sensitive information** and guarantee an objective recruitment procedure. Furthermore, documentation has to be hidden in the payment process of a company, where only authorized personnel should have access to the salary statement of the employees.

We at IRIS believe that these kind of challenges within an organization can be solved by using smart software, that is enabling a smooth working processes by protecting personal data. This webinar will be about how our solutions can help you to deal with anonymizing data for privacy protection in a clear and effective way.

A demo will give you more insights into using our solutions very easily.

